

# TSC Annual Report

---

Following the Holy Spirit,  
we exist to create a movement  
of disciple-making disciples  
in RDU and around the world.



# Worshiper

---

A Worshiper seeks to know,  
love and obey God above  
all else.

---

Creating disciple-making  
disciples.



12,415\*

**Average Weekly Attendance**

*\* Attendance numbers using Sept.–Oct. 2024 sample*

1,296

**Alamance County Campus Opening  
Weekend Attendance**

*May 19, 2024*

645

**Total Baptisms Across Campuses**

3,750

**Summit Online Average Views**

---



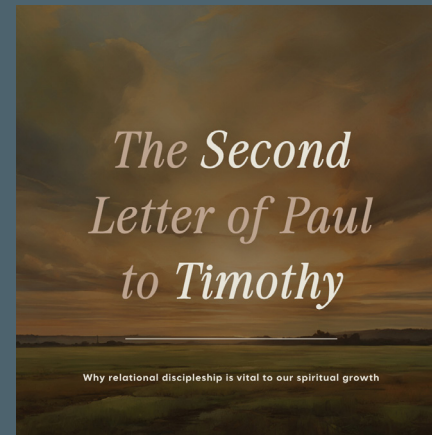
**New service times:** We expanded our seating capacity this year by adding new service times at four of our campuses: Apex, Blue Ridge, Capital Hills, and North Durham. We have made room to accommodate another 3,900+ people to come and hear the gospel.

# Sermon Series

2024

## Worshiper

A Worshiper seeks to know, love and obey God above all else.



# Family Member

---

A Family Member lives  
with the local church as a  
“family”.

---

- + Summit Kids
- + Summit Students



SUMMIT KIDS

**2,365\***

**Average Attendance**

*\* Attendance numbers using Sept.–Oct. 2024 sample*

**328**

**Kids Camp Attendance**

**1,197**

**VBS Attendance**

SUMMIT STUDENTS

**950\***

**Average Attendance**

*\* Attendance numbers using Sept.–Oct. 2024 sample*

**1,022**

**Middle and High School Camp  
Combined Attendance**

**220**

**Baptisms**

**72**

**Salvations**

# Family Member

A Family Member lives with the local church as a “family”.

- + College
- + Adult Discipleship



## COLLEGE STUDENTS

1,279

WinCon Attendance

942

Campus United Total Attendance

625

Black Mountain Weekend Attendance

1,105

Family Groups Attendance

43

Baptisms

## ADULTS

425

Total Number of Adult Small Groups

1,878

Men's Conference Attendance

21,025

App Engagement with 21 Days of Prayer and Fasting

4,042

Total *Unique* App Engagements with 21 Days of Prayer and Fasting

39,321

App Engagement with 40 Days of Prayer

4,715

Total *Unique* App Engagements with 40 Days of Prayer

# Witness

---

A Witness proclaims Christ  
in word and deed.

---

Foreign and domestic  
mission trips.

41

**Total Countries Our Long-term  
Missionaries Serve In**

88

**Total Long-term Missionary Units**

147

**Total Long-term Missionaries (Adults)**

*There are also currently 124 children on the field*

69

**Total Short-term Trips**

*Includes College, SENT trips and Students trips*

927

**Total Participants on Short-term Trips**

---

This year we are sending out **15** new church planters through our church planting cohort. Additionally, our college students visited **seven** domestic church plants and **12** international partners through City Project and took **three** international and **one** domestic mission trip through Second City.



# Servant

---

A Servant gives of themselves for the good of others.

---

Where people are serving in our church and how.



101

117

941

308

606

109

## Production (Average weekend volunteers)

*lights, switch, sound, cameras, computer, lead*

## Worship (Average weekend volunteers)

*band, singers*

## Kids (Average weekend volunteers)

*greeters, nursery volunteers, preschool, elementary*

## Students (Average weekend volunteers)

*leading table groups, helping with games*

## Guest Services (Average weekend volunteers)

*greeters, first time guests, parking*

## Boiler Room (Average weekend volunteers)

*prayer*

# Servant

---

A Servant gives of themselves for  
the good of others.

---

Local Outreach

# LIVESSENT

50

Total Local Outreach Partners

30

Sending Saturday:  
Organizations Served

1,516

Sending Saturday:  
Participants





# Steward

A Steward uses their time, talent, and treasure to know God and make him known.

Cash Operating Budget



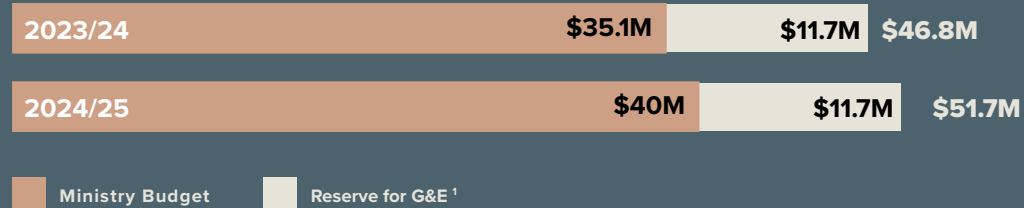
# \$51.7M

## Projected Tithes and Offerings

*We steward God's gifts for God's purposes.*

- Average giving trends analyzed with projected attendance growth
- Assumes a 10.5% increase in budgeted contributions

## Budget Comparison



## Ministry Programming Budget

### Ministry Staffing (58.30%)

We make disciples, not just converts. Includes all paid personnel at The Summit Church.<sup>2</sup>

### Ministry Programming (24.31%)

We prioritize the gospel above all. Includes campus, central discipleship, weekend experience, and sending.

### Ministry Support (17.39%)

We do whatever it takes to reach all people. Includes facilities, administrative systems, and functions.

### Sending and Our One-fund Approach to Giving

We send every member. 2023/24: \$6.1M | 2024/25: \$6.1M

#### <sup>1</sup> Reserve for Growth and Expansion

Our budget plans for approximately 23% of forecasted total revenue to be allocated toward growth and expansion. We are continually pursuing opportunities to launch new campuses, to renovate and improve existing campuses, and to secure permanent, long-term space for our campuses that meet in schools. This discretionary reserve allows our leaders, working in conjunction with the directional elders, to take advantage of opportunities as God makes them available. Unspent monies will be retained and available for similar purposes in fiscal year 2024/25 and beyond.

#### <sup>2</sup> Staffing

Total staffing-related costs of \$23.3 million, which is approximately 58% of our ministry budget. The standard benchmark for staffing is approximately 55% of cash expenditures.

# Steward

---

A Steward uses their time, talent, and treasure to know God and make him known.

---

2024 was the largest outpouring of generosity we have seen in a calendar year.

---

In fact, we received a Legacy gift to fully fund the Bible Translation Project.



# Legacy *Giving*

297

People who have joined the Legacy Team since its launch

2,039

Households giving for the first time in 2024

2,750

Summit families made Stewardship Faith Commitments

1,020

Summit families committed to tithe

992

Summit families committed to give sacrificially beyond the tithe